

Nealta miticide

technology sheet

A unique mode of action for exceptional mite control – no matter the life stage.

- Knockdown and residual control of European red mites, two-spotted spider mites and McDaniel spider mites at all life stages, including eggs
- New, Group 25 active ingredient is highly effective against mites that may have developed tolerance to other acaricides
- Safe for beneficial insects including bees, as well as predatory mites and insects

Active ingredient

Cyflumetofen – Group 25

Formulation

Suspension concentrate

One case contains

4 x 4 L jugs

Storage

Protect from freezing.

Crops

Grapes
Pome fruits
Strawberries
Tomatoes

Timing

Should be the first miticide application of the season; before damage thresholds are reached or when local specialists report increasing mite populations

Pests controlled

In grapes and pome fruits.

European red mite (*Panonychus ulmi*)
McDaniel spider mite (*Tetranychus mcdanieli* McGregor)
Two-spotted spider mite (*Tetranychus urticae* Koch)

In strawberries.


McDaniel spider mite (*Tetranychus mcdanieli* McGregor)
Two-spotted spider mite (*Tetranychus urticae* Koch)

In tomatoes.

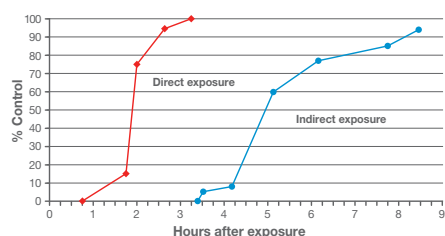
Two-spotted spider mite (*Tetranychus urticae* Koch)

Stage

All life stages (eggs, nymphs, adults)




Control of two-spotted spider mites



Source: BASF

Proven control of mites.



Source: BASF US

Application rates

One jug of Nealta miticide will treat 4 ha (10 acres).

Grapes, pome fruits, strawberries, tomatoes 1L/ha (400 mL/ac)

Water volume

Field sprayer application Minimum 1000 L/ha (100 gal/ac)¹

Airblast application

¹ Label states a minimum spray volume of 500 L/ha. Minimum water volume of 1000 L/ha is recommended for thorough coverage to optimize performance.

Mixing order

1. Ensure the spray tank is clean before use.
 2. Fill the tank 1/2 full of water and start agitation.
 3. Add the required amount of Nealta miticide to the tank.
 4. Continue agitation while filling the remainder of the spray tank.
 5. After use, clean the spray tank according to label precautions.
-

Application tips

Rainfastness – 1 hour.

Restricted entry interval – 12 hours.

Use Nealta as the first application in your mite control program. Because Nealta controls all life stages including eggs, there is no need to delay application until eggs have hatched.

As mite populations build, Nealta may take up to 4 days to provide full control.

The use of an adjuvant registered for use in the crop can improve performance.

Allow for 14 to 21 days between applications.

Resistance management – Do not apply Nealta more than two (2) times per growing season. Rotate miticides with different modes of action to ensure that each generation is only exposed to Nealta once.

Pre-harvest interval

14 days for grapes.

7 days for pome fruits.

1 day for strawberries.

3 days for tomatoes.

Tank mixes

None on label.

For more information

Call **AgSolutions®** Customer Care at 1-877-371-BASF (2273) or visit **agsolutions.ca**.

Always read and follow label directions.

AgSolutions is a registered trade-mark of BASF Corporation; NEALTA is a trade-mark of BASF SE; all used with permission by BASF Canada Inc. © 2015 BASF Canada Inc.